
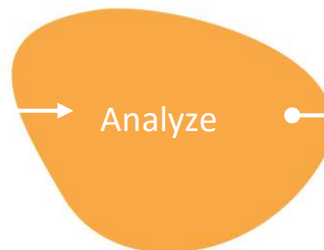
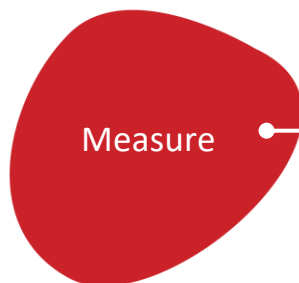


As an expert in Business Intelligence for the financial sector,
Kozalys presents myfunds.

myfunds is a Data Analytics solution. It generates your fund performance KPI's
and helps you make faster and sharper decisions.

Financial Risk & Performance Management



- Persistent volatility in financial markets
- Significant increase in pressures and controls



Requires a consistent risk management analysis strategy to ensure consistency and transparency while meeting regulatory requirements.

- Dispersion of risk data on heterogeneous systems
- Different geographical locations
- By risk categories (credits / operations / markets)



This dispersion makes difficult to exploit, precise and make in depth analyzes

- Non-linear and detailed exploration of large volumes of risk data
- Cross-analysis and consolidation of heterogeneous data sources relating to risks
- Calculation of VaR, Stress Testing
- Quick adaptation to unplanned regulatory investigations and reduced manual reporting
- Analysis of intraday liquidity and the effects on capital

Private Bank in Luxembourg

Performance Analysis of Financial Product Portfolios.

KPI's :

- ✓ Daily performance
 - ✓ Risk, volatility
 - ✓ Top performers, ROA, ROE
 - ✓ Analysis by portfolios, categories of portfolios, clients, periods, financial products, category of investors
-

Consulting Firm

Design and implementation of a data analytics portal providing KPI's related to funds distribution.

- ✓ Sources: Morningstar, Management Companies (Data Sharing)
 - ✓ UCITS Fund, AIF, CIS
 - ✓ Volatility measures, SRRI, TER
 - ✓ Analysis by geographical areas, countries, distribution market, categories of investors, investment strategy, registration costs, ...
 - ✓ Comparison of growth rates, AuM, fund flows by market, product, legal form
 - ✓ Identification of competitors and their market share
 - ✓ Trend analysis with a history of 3 years
-

Management Company

An independent European management company who manages several UCITS funds.

For its institutional clients, this management company provides an online interactive data analytics platform to analyze the risk and performance indicators of its funds.

- ✓ Portfolio allocation
- ✓ NAV
- ✓ Own contribution, Alpha contribution
- ✓ Beta coefficient
- ✓ Win / loose investments
- ✓ Subscriptions and redemptions
- ✓ Concentration of investors (% AUM)
- ✓ Analysis by period, country, economic sector, asset class, ...